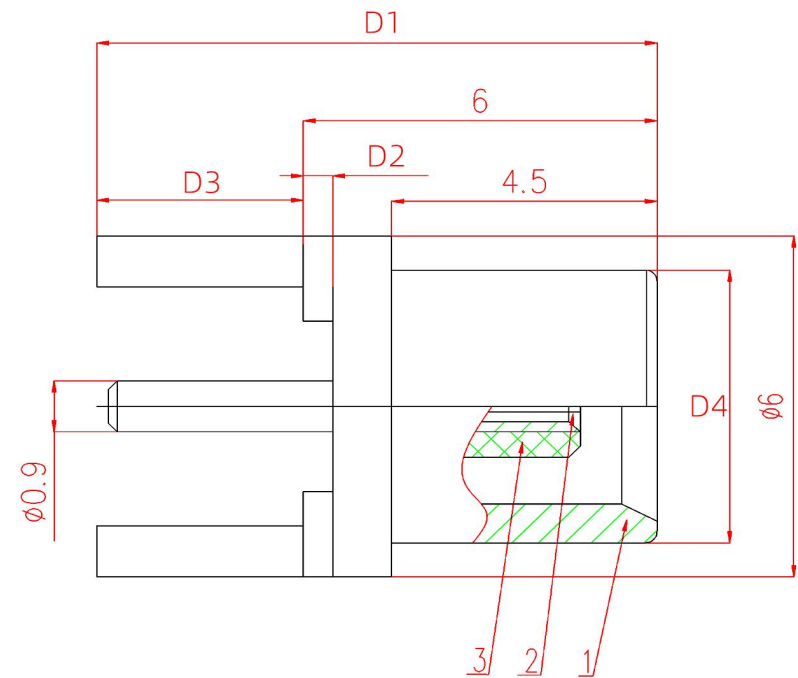
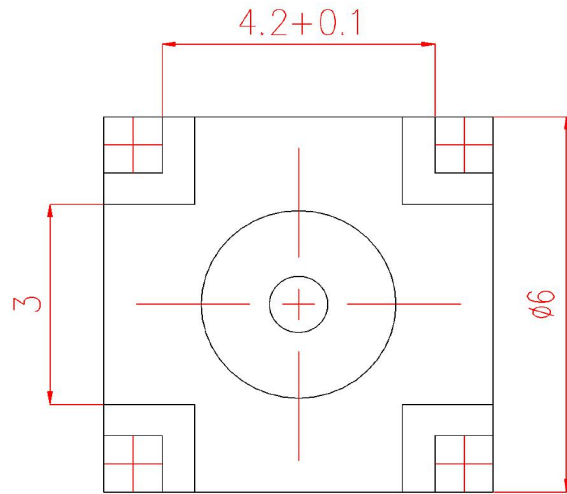
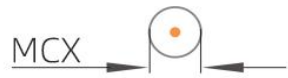


THIS DRAWING UNPUBLISHED. RELEASED FOR PUBUCATION

| LOC | DIST | REVISIONS | | | | | |
|-----|------|-----------|-----|-----|------|-----|------|
| --- | --- | P | LTR | | DATE | DWN | APVD |
| | | --- | --- | --- | --- | --- | --- |



- NOTES:
- ELECTRICAL:
 - IMPEDANCE: 50Ω
 - INSULATION RESISTANCE: 5000M Ω
 - FREQUENCY RANGE: DC-6 GHz
 - DIELECTRIC WITHSTANDING VOLTAGE: 750V MAX AT SEA LEVEL
 - VSWR: ≤1.20:1
 - INSERTION LOSS: 0.25dB (MAX)

| MODEL | D1 | D2 | D3 | D4 |
|--------------------------------|--------------|--------------|--------------|--------------|
| XQY-MCXKE-8TB | 8.3mm/0.326" | 0.3mm/0.011" | 2.6mm/0.102" | 4.8mm/0.188" |
| XQY-MCXKE-9TB | 9.4mm/0.370" | 0.5mm/0.019" | 3.4mm/0.133" | 4.8mm/0.188" |
| Accept custom sizes and styles | | | | |

- ENVIRONMENTAL:
 - TEMPERATURE RANGE: -55° to +125°

- MATERIAL AND FINISH:
 - INNER CONDUCTOR MATERIAL: BERYLLIUM BRONZE GOLD PLATING
 - INSULATOR: PTFE
 - EXTERNAL CONDUCTOR MATERIAL: BRASS GOLD PLATING

| | | | | |
|--|--|---|---|--|
| THIS DRAWING IS A CONTROLLED DOCUMENT | | 21/10/2021 |  Shenzhen xinqiyuan Technology Co., Ltd. | |
| | | CHK | | |
| DIMENSIONSMM | | TOLERANCES UNLESS OTHERWISE SPECIFIED: ±0.1 | NAME MCX Female RF Coaxial Connector Printed circuit board | |
|  Note: Dimensions (mm / [inch]) | | APVD | SIZE A4 CAGE CODE 01021 DRAWING NO XQY-MCXKE-TB | |
| | | APPLICATION SPEC | | |
| | | WEIGHT | | |